

Gummingurru in the cultural landscape: a young boy's perspective

STUDENT WORKBOOK

YEAR 5

by Fiona Bengtsson & Warren Venaglia

in association with the University of Queensland and

Gummingurru Aboriginal Corporation

Acknowledgements

The authors wish to thank Brian Tobane and the Gumingurru Aboriginal Corporation for permission to reproduce photographs taken at the site and used in this assignment; and the staff at Toowoomba Regional Council for supplying the map of Gumingurru and surrounding features. Without their consent and support this workbook for students would not have been possible.

Location of Gümninguru
Stone Arrangement in the
Cultural Heritage Landscape



Main Camp Site

Gümninguru

Ochre Pits

Women's Place

Gowrie Lillyvale Rd


Rody Burke Rd

Birmam Cawdor Rd

Cawdor Rd

Homebush Rd

Old Rd



What we know about Gummingurru

Fill in the following by selecting the correct words to make the sentences true and crossing out the words that are false:

Gummingurru was a special **camping/initiation/art** site for Aboriginal people. Only **men/women** and **girls/boys** were allowed at this place. Lessons were taught at Gummingurru with the help of **a blackboard/ rock carvings/stone arrangements**. Other Aboriginal cultural places in the area include **museum/burial sites/ochre pits**.

Men and women camped **separately/together** by the creek while in the Gummingurru area.

Aboriginal people travelled by **plane/horseback/walking** from as far away as **New South Wales/Victoria/Arnhem Land** to enjoy the bunya feast at **the Bunya Mountains/Mount Kosciusko**.

The Jarowair people hunted **kangaroo/crocodile/buffalo** for **making shoes/food**. They used **fire/guns/bulldozers** to help them care for country.

Now Gummingurru is a special place where **Aboriginal/all/European** people can learn about **Aboriginal/all/European** culture and caring for country.

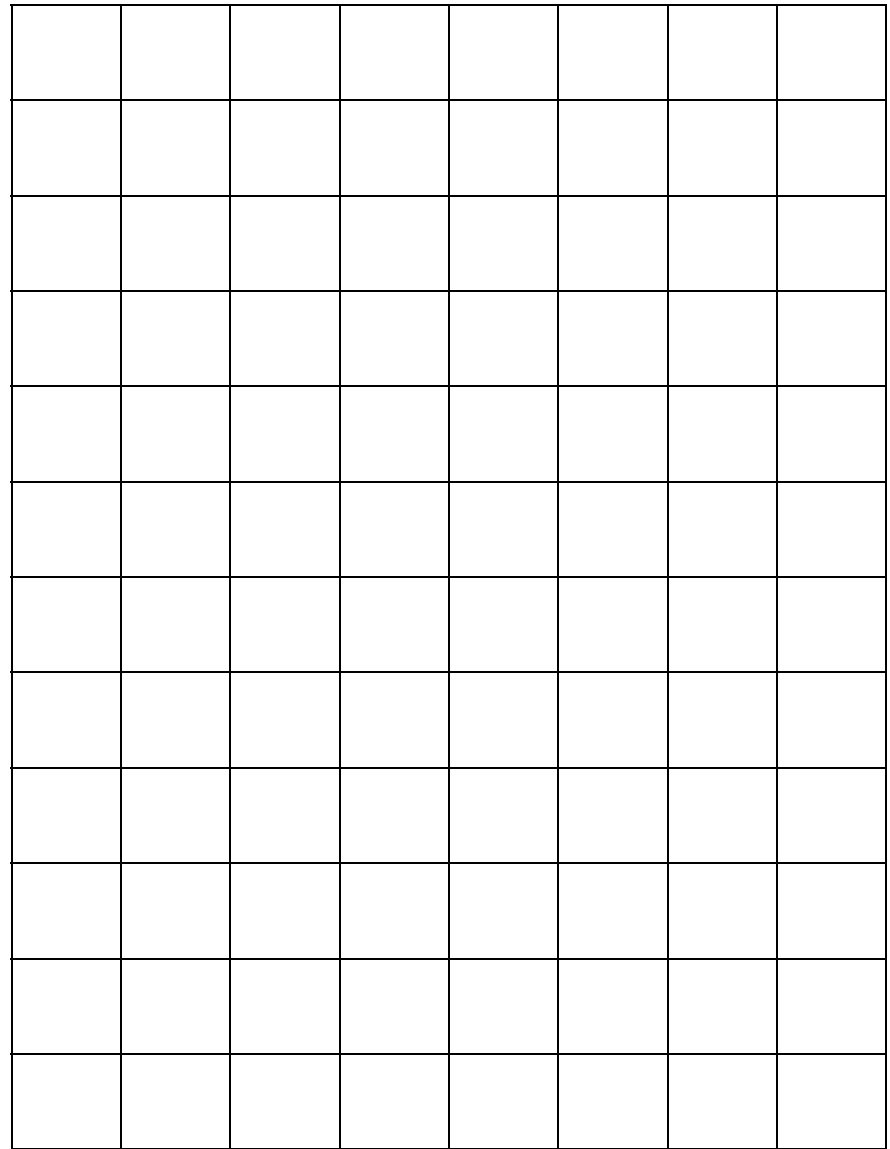

Gummingurru Word Search

C W S N A K E Q P Y Q S O R Q
O F T Y L L S S P S V P E I J
D C I H T D F X R K P C C A Y
F U H R U Y G C T T O E C W P
B L U R E N R H N N R I A O W
S T O N E S T O C E H U B R Z
T U R R U G N I M M U G U A F
N R R A I X L O N E J O L J S
L E A R N I N G U G M I L X Y
U O T N A Y N K A N G A R O O
A A S T I N I T I A T I O N B
A R I L A N I G I R O B A G U
C O U N T R Y M T R U Y R M J
N B U N Y A W H T A P Y E L U
Y C H N K K V Z G L I T R E C

ABORIGINAL
ARRANGEMENT
ART
BORA
BOYS
BULLROARER
BUNYA
CABUL
CEREMONY
COUNTRY
CULTURE
EMU
FIRE
GUMMINGURRU
HUNTING

INITIATION
JAROWAIR
KANGAROO
LEARNING
MEMORY
MEN
OCHRE
PATHWAY
RECONCILIATION
SNAKE
SPEAR
STONES
TURTLE
YURI

Grid Drawing 'A boy at Gummingurru



Notes for Activity 6.

Work together in groups or as a class to put together a dance which tells the people who are watching you something to remember about caring for country. Don't just use information from the internet; try to use a mixture of modern technology and information you can find on the internet as well as materials you might find in the natural environment (such as leaves, bark, sticks, feathers, and so on).

Peace Song Tapestries has Aboriginal audio tracks available for free download (Peace Song Tapestries n.d.).